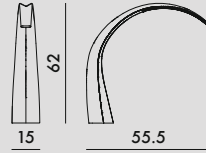




9300
dimmerabile



kg
2.5



4.8W
integrated
LED

2700°K
CRI 80

50.000 h.

497lm

MATERIALE

PMMA trasparente o colorato in massa

TRASPARENTI



B4
Cristallo

COPRENTI



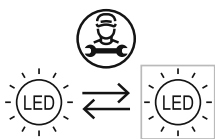
E5
Bianco
lucido



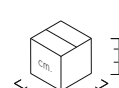
E6
Nero
lucido



Alimentatore incluso 100V-240V



La sorgente luminosa contenuta in questo apparecchio deve essere sostituita solamente da personale qualificato utilizzando ricambi originali.



9300

1

4.62

0.096

47X85X24